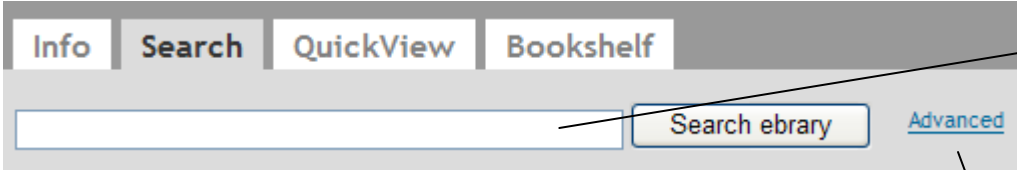
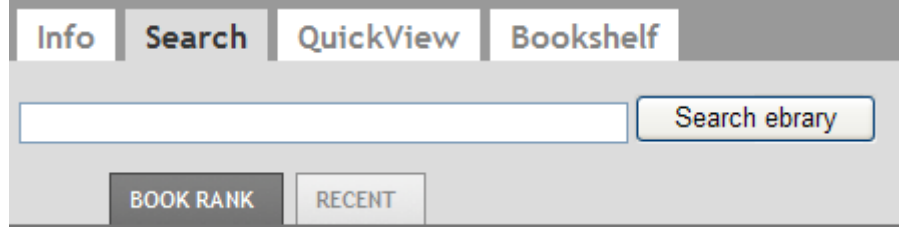

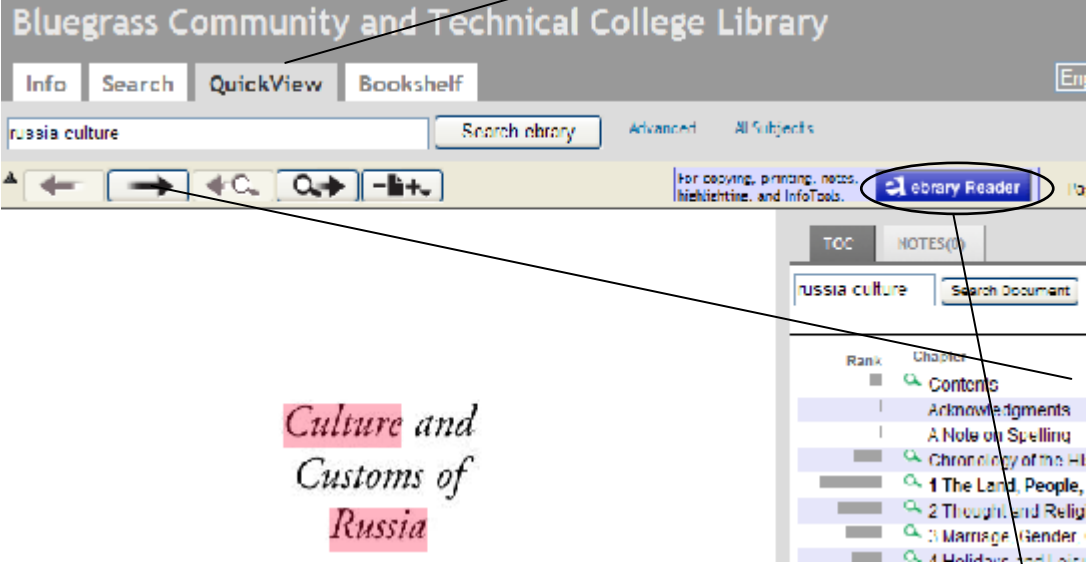
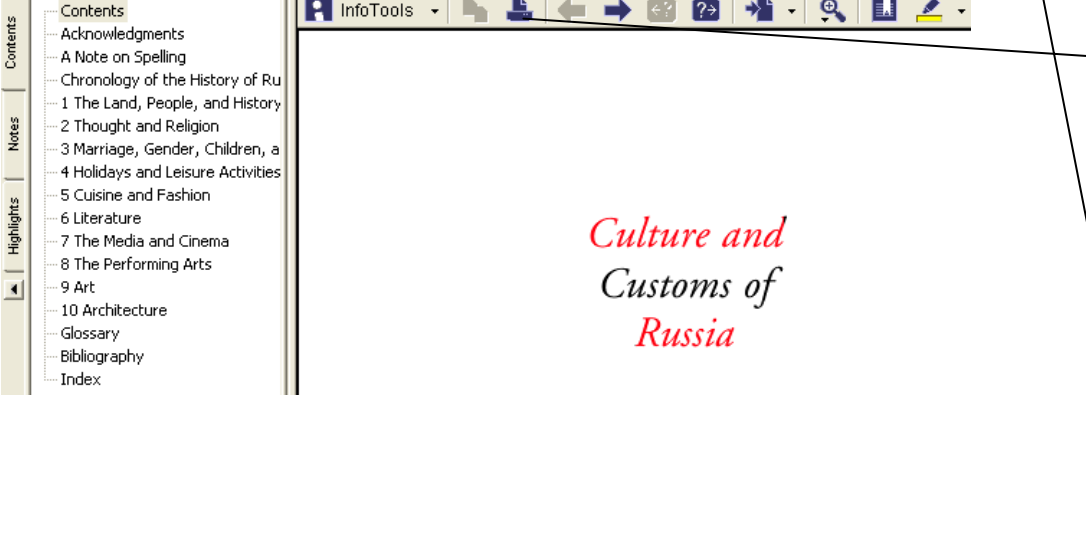


# Ebrary (Electronic Books)

Ebrary offers searchable text of over 30,000 books in Business and Economics, Career and General Education, Computers, Engineering, and Applied Sciences, Humanities, Science, Medicine, and Allied Health, and Social and Behavioral Sciences. You can read the entire text of these books online; you can even save books to your personal electronic bookshelf with highlighting and your notes about the text.

<p><a href="http://www.bluegrass.kctcs.edu/lrc">http://www.bluegrass.kctcs.edu/lrc</a></p> <p><b>Books</b></p> <p><b>Books and Catalogs</b></p> <ul style="list-style-type: none"> <li>• <a href="#">KCTCS Library Catalog</a> (This is our library catalog. To search for BCTC Libr from the drop down menu) <a href="#">How to Use the KCTCS L</a></li> <li>• <a href="#">UK Libraries</a> (To search for UK Library items)</li> <li>• <a href="#">ebrary</a> (Find a Full-Text electronic book by title or subject)</li> </ul>	<p>1) From the BCTC LRC web site, select the <b>Books</b> link at the left side of the page</p> <p>Then select <b>ebrary</b> from the list.</p>
	<p>2) Type your keywords in the box near top of page</p> <p><i>Ex. Russia AND culture</i></p> <p>(you can also type in phrases in quotation marks, such as "freedom of speech")</p>
 <p>Click the "Search ebrary" button when you've finished describing your search.</p> <p>Search in <b>Text and Key Fields</b> for _____</p> <p>... and in <b>Text</b> for _____</p> <p><b>Subject</b></p> <p><b>Title</b></p> <p><b>Author</b></p>	<p>3) If you choose Advanced search, (click on <b>Advanced</b> next to the Search box) you can also limit to search fields, such as:</p> <p><b>Text and Key Fields</b></p> <p><b>Text</b></p> <p><b>Subject</b></p> <p><b>Title</b></p> <p><b>Author</b></p>
	<p>4) Hit <b>Enter</b> Key to Search.</p>

 <p><a href="#">Culture &amp; Customs of Russia</a> <span>ebrary Reader</span>      Author: <a href="#">Schultze, Sydney</a>      Publisher: <a href="#">Greenwood Publishing Group, Incorporated</a>      Released: 2000      Subjects: <a href="#">Russia (Federation) -- Civilization.</a> <a href="#">Russia (Federation) -- Social life and customs.</a>  <a href="#">Show Table of Contents</a> <a href="#">Find Similar</a></p>	<p>5) To look at a book, click the <b>blue title link</b></p> <p>The book will open in <b>QuickView</b> mode.</p>
 <p>Bluegrass Community and Technical College Library</p> <p>Info Search QuickView Bookshelf</p> <p>russia culture Search ebrary Advanced All Subjects</p> <p>← → ↶ ↷ - + </p> <p>For copying, printing, notes, highlight, and InfoTools. <b>ebrary Reader</b></p> <p>TOC NOTES(0)</p> <p>russia culture Search Document</p> <p>Rank Chapter</p> <ul style="list-style-type: none"> <li>Contents</li> <li>Acknowledgments</li> <li>A Note on Spelling</li> <li>Chronology of the History of Russia</li> <li>1 The Land, People, and History</li> <li>2 Thought and Religion</li> <li>3 Marriage, Gender, Children, and Family</li> <li>4 Holidays and Leisure Activities</li> <li>5 Cuisine and Fashion</li> <li>6 Literature</li> <li>7 The Media and Cinema</li> <li>8 The Performing Arts</li> <li>9 Art</li> <li>10 Architecture</li> <li>Glossary</li> <li>Bibliography</li> <li>Index</li> </ul> <p><i>Culture and Customs of Russia</i></p>	<p>6) The book will display with the Table of Contents in a frame on the right, and the pages of the book on the left.</p> <p>To move through the book, you may click on any section or chapter to jump to that chapter, or use the arrow keys to move forward and backward through the pages.</p>
 <p>InfoTools</p> <p>Contents</p> <ul style="list-style-type: none"> <li>Contents</li> <li>Acknowledgments</li> <li>A Note on Spelling</li> <li>Chronology of the History of Russia</li> <li>1 The Land, People, and History</li> <li>2 Thought and Religion</li> <li>3 Marriage, Gender, Children, and Family</li> <li>4 Holidays and Leisure Activities</li> <li>5 Cuisine and Fashion</li> <li>6 Literature</li> <li>7 The Media and Cinema</li> <li>8 The Performing Arts</li> <li>9 Art</li> <li>10 Architecture</li> <li>Glossary</li> <li>Bibliography</li> <li>Index</li> </ul> <p><i>Culture and Customs of Russia</i></p> <p><b>ebrary Reader</b></p>	<p>7) If you also want to <b>print pages</b> or use <b>InfoTools</b>, you will need to switch to <b>ebrary Reader</b> viewing mode, by clicking on blue box</p> <p>At the prompt, download the ebrary Reader software (if not already installed on your computer).</p>

**Printing Book Pages:** Use InfoTools menu to select Print or use print icon on toolbar. Select to print the Current Page, or enter a range of pages (i.e. 9-12). Each publisher has set number of pages per book you are allowed to print due to copyright and usually the number is not large.

**Citations and Copied Text:** Select text you want to quote, then go to the InfoTools menu and select Copy Text. A text excerpt (with citation information at bottom) will be created, which you then can paste into a document when collecting information sources for a paper

**InfoTools:** You also can use InfoTools to find definitions of words, make notes, and highlight books on your bookshelf.

MTC 01/2009